

ELECTRONIC COMMERCIAL TAP SOLUTIONS

Our solutions for commercial environments feature several state-of-the-art technologies focused on water and energy saving, reliability and endurance. In addition, they are equipped with touchless activation to ensure a more safety space.



Featuring touchpads, capacitive sensors and infrared technologies, our smart systems are at the heart of your product.

Create unique connected products and let your customers enjoy an App controlled device.

The world is changing faster than ever and our needs are evolving into a new reality.

We are aware of these new challenges and, as a result, we have created SEDAL DIGITAL SYSTEMS, the new division of OEM electronic water mixing systems.

SEDAL DIGITAL SYSTEMS design and develop smart electronic valves and systems to make life easier and to contribute to building this new world, where the people and the Earth are the most important.



HYDRON

THE RANGE

NEW

i·red core



MIXING HEART INSIDE

i-red core systems for integration into faucet bodies for robust and durable designs.

With a built-in mixing valve and handle, the i-red core delivers pre-mixed water automatically in a compact body design, allowing easy installation where under-the-sink access is compromised.

The endurance of both the on-off and the mixing valve have been tested beyond standards to provide years of safe and reliable operation in public spaces.

NEW

i·red

i·red⁺

i·red^{LP}



STRAIGHT FORWARD OPERATION

Sedal's i-red for faucets are designed to work flawlessly with several off-the-shelf sensors and AC, DC and AC/DC power sources.

The range is comprised of 3 main versions: i-RED (fixed distance), i-RED+ (adjustable distance) and i-RED LP (low pressure).

With over 500.000 cycles, our valves and sensors endure under the most demanding commercial applications for your customers' peace of mind.

electronic commercial water systems

THE RANGE ○

NEW

i-red flush



dual sense



URINAL FOSTERING SAVING

i-red flush for urinals safely and reliably delivers the right amount of water at every use condition.

Packed with UFD Technology that adjusts water flushes depending on the frequency of use, it helps your customers manage water consumption in buildings with high or low volume of users.

i-red flush line can be fully customized to your needs in regards to functionality and front plate design.

SMART, REALLY

Specially designed for kitchen faucets, the dual sense valve range offer a new way to operate by gently touching the faucet surface.

Whereas normal capacitive systems have one sensor for the body, dual sense adds another sensing area in the handle. This makes the system completely intuitive and needless to know it is a touch faucet.

Variants with bypass button and single sensor are also available in the range.

○ INFRARED SYSTEM

NEW i-red core



SELF-CONTAINED MIXING BODY

i-RED CORE is a complete infrared system in a single body that combines a mixing valve, IR sensor, high grade solenoid on-off valve, battery pack (optional AC adaptor) and a plastic or brass body that acts as the main structural component.

The faucet is built around the body making the design extremely simple and easy to cast and machine.

Installation becomes more simple as there is no external valve box under the sink.

COMPATIBLE SENSORS



S3 CORE

Infrared sensor for cilindric body faucet with round window.



S13 CORE

Infrared sensor for cilindric body faucet with round window fixed with metal bracket.




S14 CORE

Infrared sensor for cilindric body faucet with long shape window.

electronic commercial water systems

COMPONENTS ○

CORE BR90 / BR80



BATTERY HOLDER
Prepared for 4x AA type batteries,
optional AC adaptor available.



CERAMIC CARTRIDGE
Brass Core features a ceramic mixing
cartridge for extended life expectancy.

CORE PL90 / PL60



SAFE HOSE FIXING
Plastic Core include a set of 600mm stainless
steel hoses with safety bracket.



BATTERY HOLDER
Prepared for 4x AA type batteries,
optional AC adaptor available.



○ INFRARED SYSTEM



i.red

Infrared systems have been used for decades in faucets to avoid touching potentially contaminated surfaces at high influx venues, although it is something increasingly common in private homes.

i-RED systems is the Sedal's response to the demand of highly efficient automatic water delivering faucets based on infrared sensors.

With a defined detection area and distance, i-RED is the entry level infrared system that allows easy integration into faucets with detection windows either in the main body, at the spout or wall mounted.

Sedal offers alternative OEM designed sensors for special applications or different shapes.

electronic commercial water systems

COMPONENTS

WATER SAVING

Infra-red fixed distance sensor activation with automatic shut-off time which can be customized.

CLEAN & HYGIENIC

Faucet activation is done by entering the hand into the sensor zone.

EASY MAINTENANCE

Built-in filter to avoid impurities which could affect the proper water flow.

POWER SUPPLY

3 different power options: Battery (DC), mains power supply (AC) and hybrid (AC+DC).



COMPATIBLE SENSORS



S1
Infrared sensor for curved
body faucet.



S2
Infrared sensor for straight
body faucet.



S3
Infrared sensor for wide
base faucets.



S5
Infrared sensor for round
spout, located after the outlet.



S6
Infrared sensor for square spout,
located after the outlet.

OTHER
SHAPES TO BE
DEVELOPED
UNDER REQUEST

HYDRON

○ INFRARED SYSTEM



Invisible sensor technology that allow for faucet designers to free the body from the restrains of a machined window to place the sensor offering a comfort experience with intuitive gesture.

Classic infrared faucet design are overcome with the Kits by Sedal, which are located at the outlet of the spout making them virtually invisible.

SELF-ADJUSTING

In addition to i-RED standard characteristics, HYDRON i-RED+ systems include an adjusting feature to set the activation distance with a simple button push procedure.

This feature is specially useful in highly reflective environments and spout sensor faucets where the risk of reflection in the sink is higher.



electronic commercial water systems

COMPATIBLE SENSOR KITS ○

S 7 SENSOR KIT

Round Infrared Sensor to be placed at the outlet of the spout including top performance areator.



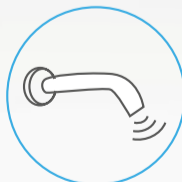

S 8 SENSOR KIT

Semi-circular Infrared Sensor to be placed at the outlet of the spout.



S 9 SENSOR KIT

Squared Infrared sensor to be placed at the spout outlet of a squared faucet.



○ INFRARED SYSTEM

NEW i-red LP

LOW PRESSURE VALVE

i-RED LP low pressure valve performs outstandingly in pressures ranging 0,2BAR to 4,0BAR. Suitable for head pressure applications or very low pressure mains water systems.

Available in the same range of sensors as i-RED and i-RED+.



COMPATIBLE SENSORS

i-red LP compatible



S1
Infrared sensor for curved body faucet.



S2
Infrared sensor for straight body faucet.



S3
Infrared sensor for wide base faucets.



S5
Infrared sensor for round spout, located after the outlet.




S6
Infrared sensor for round spout, located after the outlet.



S7 SENSOR+ KIT
Round Infrared sensor to be placed at the spout outlet.



S8 SENSOR+ KIT
Semi-circular Infrared sensor to be placed at the spout outlet.



S9 SENSOR + KIT
Rectangular Infrared sensor to be placed at the spout outlet.

i-red⁺ LP compatible

i-red flush

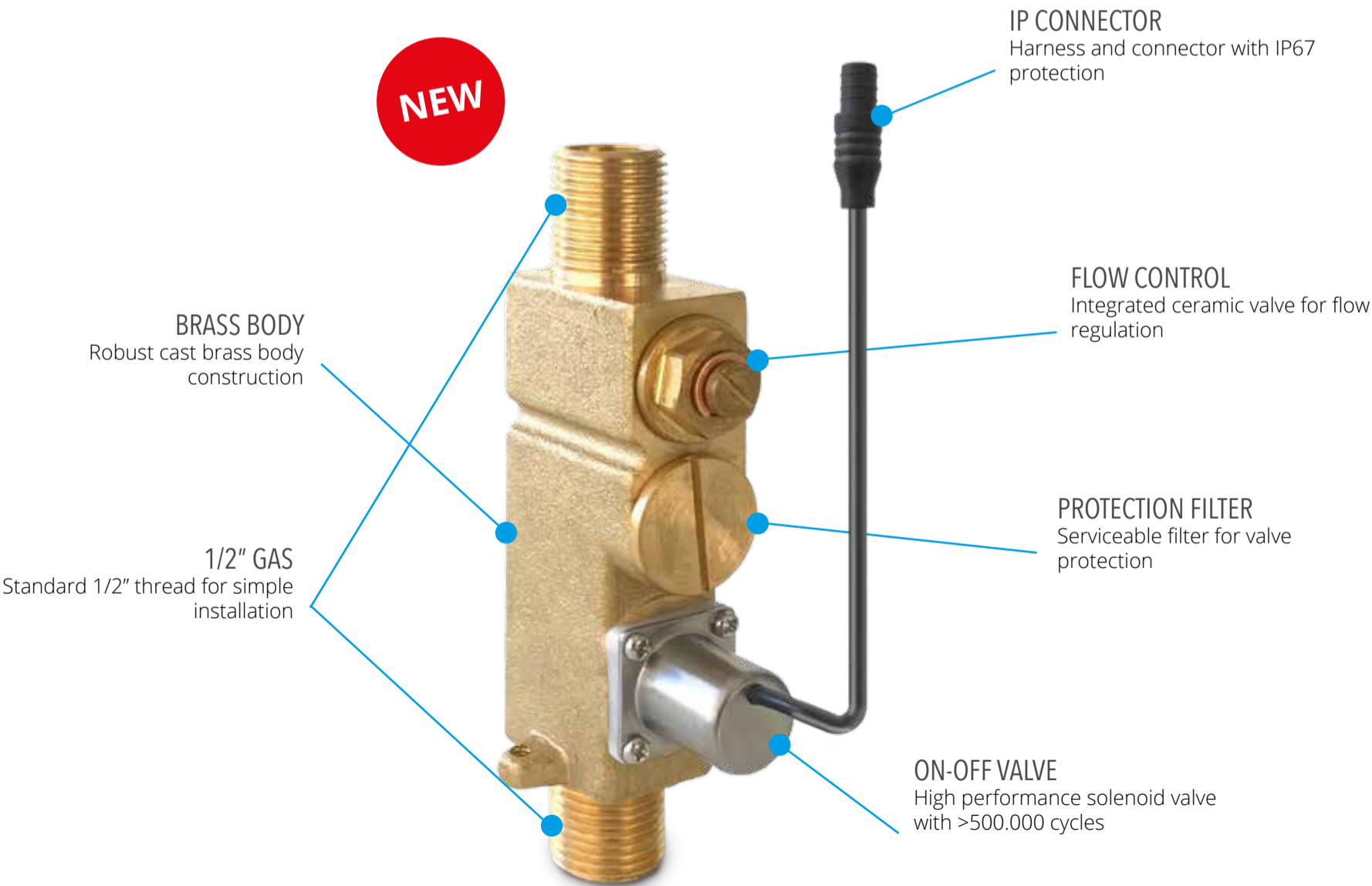
Highly efficient and economic solution for urinals packed with advanced technologies to save water with minimal maintenance while using a very low amount of energy.

ENERGY SAVING
Battery powered infra-red sensor activation (over 100.000 flushes on 4x AA battery type).

HYGIENIC
Automatic flush before and after use and 24 hour odor trap refill to improve bathroom atmosphere.

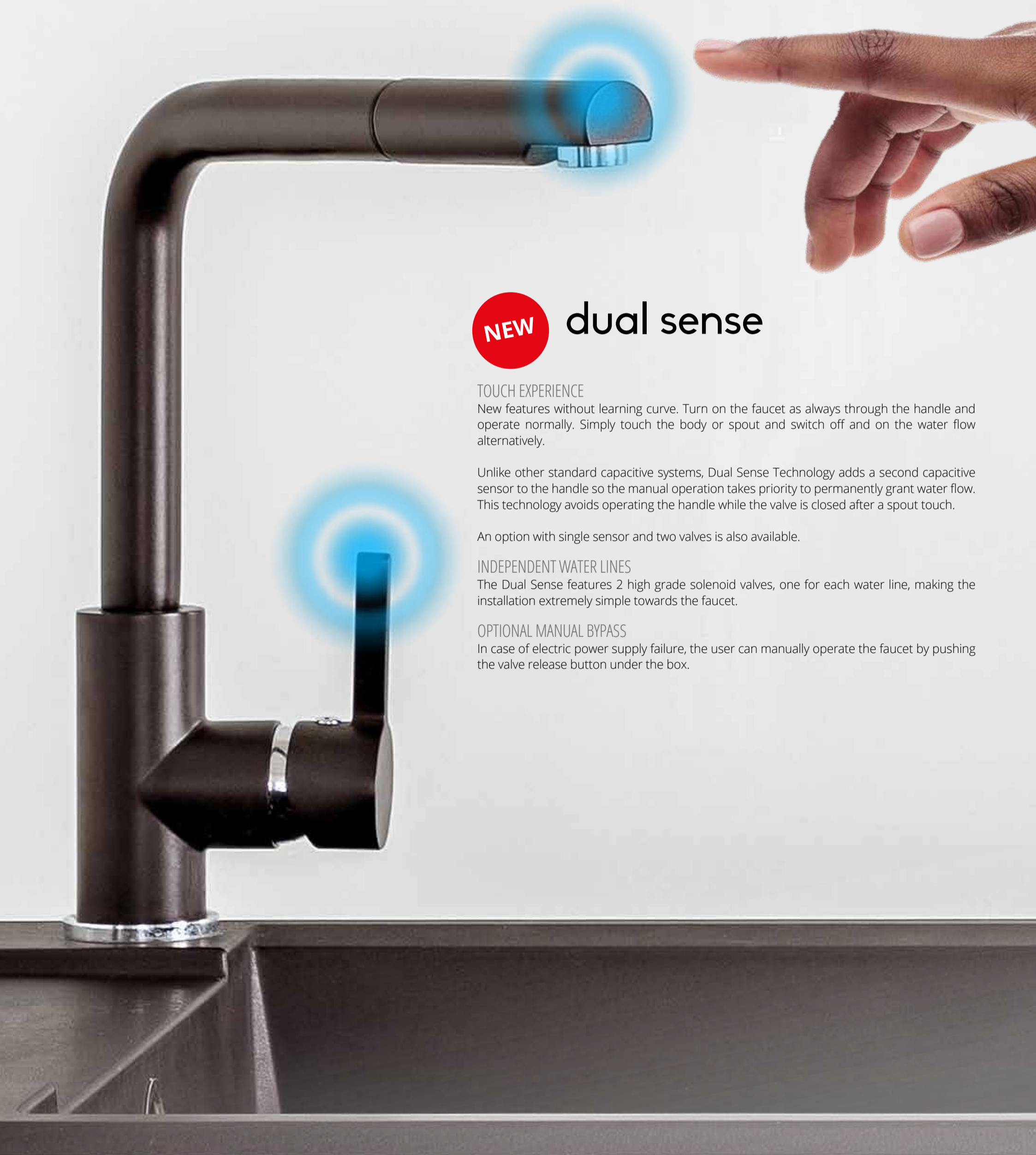
HASSEL-FREE
UV light and ghost reflections optimization avoid random activations or defficient detections.

UFD TECHNOLOGY
Hydron i-RED Flush features Use Frequency Detection to help saving water in high frequency venues while keeping sanitation in valley times.



HYDROi7

○ CAPACITIVE SYSTEMS



dual sense

TOUCH EXPERIENCE

New features without learning curve. Turn on the faucet as always through the handle and operate normally. Simply touch the body or spout and switch off and on the water flow alternatively.

Unlike other standard capacitive systems, Dual Sense Technology adds a second capacitive sensor to the handle so the manual operation takes priority to permanently grant water flow. This technology avoids operating the handle while the valve is closed after a spout touch.

An option with single sensor and two valves is also available.

INDEPENDENT WATER LINES

The Dual Sense features 2 high grade solenoid valves, one for each water line, making the installation extremely simple towards the faucet.

OPTIONAL MANUAL BYPASS

In case of electric power supply failure, the user can manually operate the faucet by pushing the valve release button under the box.

electronic commercial water systems

CAPACITIVE SYSTEMS ○

MAIN FEATURES

2 SENSORS
Built in body and handle capacitive sensors


INDEPENDENT OUTLETS
Mixing takes place in a regular cartridge faucet



INDEPENDENT INLETS
Easy to install and operate with no hose mess

1/2" GAS
Standard 1/2" thread for simple installation

OVERRIDE
Manual valve bypass button in case of power loss



Visit our new website!
www.sedalconnect.com

sedal
THE FAUCET'S HEART

SEDAL GROUP
Polígono Industrial Can Sunyer · C/Química, 2-12
E-08740 Sant Andreu de la Barca (Barcelona) · Spain
Tel. +34 93 680 33 00 · Fax +34 93 680 33 03
sedal@sedal.com · www.sedal.com