

MIRROR CARTRIDGES

25, 35, 40mm RANGE

The new range of mirror cartridges has been specially designed for kitchen applications, avoiding the inconvenience of the handle touching the wall. These cartridges also include cold start for energy saving.

NEW!

MIRROR
VERSIONS

AVAILABLE

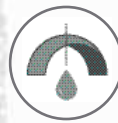


WHY A MIRROR CARTRIDGE?



Mirror version for kitchen applications

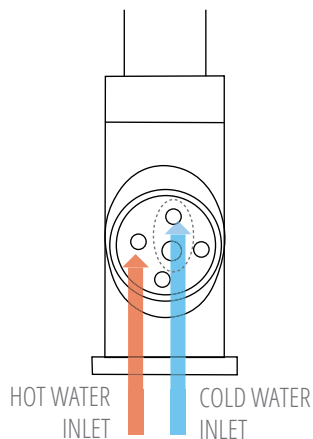
Cold mirror version has been specifically designed for kitchen applications, **avoiding the inconvenience of the handle moving towards the wall.**



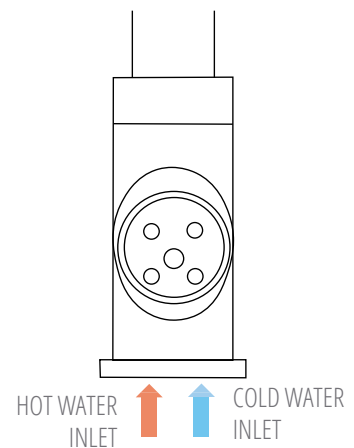
A mirror cold opening faucet without any changes

Cold mirror cartridges allow the manufacturer to keep the same machining and **comply with standard EN200 & EN817** regulations without any change in the faucet.

STANDARD CARTRIDGE



COLD MIRROR CARTRIDGE



- ❌ To open the faucet in cold position, the manufacturer needs to change the machining
- ❌ May experience difficulties when machining the drills of cold water inlet and mixed water exit due to possible interferences
- ❌ Two types of machining for different body versions
- ❌ Difficulties mounting flexible hoses due to proximity of inlets

- ✅ No need to change the machining
- ✅ No added difficulties when machining
- ✅ One unique type of machining for different body versions
- ✅ Standard easy installation of flexible hoses

VERSIONS

25mm

SN-25 Cold Mirror · 25mm

SN-25 cartridges from SEDAL have been **designed to perform above standards including robust lever design, smooth operation and higher flow** than previous versions, providing great value-added products for the faucet's manufacturer. Now available in cold mirror and metal lever versions.



35mm



EN-35 TOP Standard

EN-35 TOP is a 35mm cartridge created to be the best in class, outstanding its competitors in all fields and offering the manufacturer a **perfect balanced cartridge with an extraordinary endurance**.

Endura Cold Mirror

Endura Cold Mirror includes the option of due technology, which presents a slight resistance to indicate that the fitting is using approximately 50% of its flow. This feature allows **saving up to 54% of daily water consumption**.



SN-35 Teraclick Mirror

Thanks to a mid-stroke click at the temperature comfort point, the new termaclick cartridge **prevents waste of energy as the user enjoys a unique smoothness of operation**. This valve, which includes cold start, is available in 35mm and mirrored for kitchen application.

SN-35 SISO 3


Dry faucet cartridge is an **optimal solution for lead-free policy products**, as there is no contact between the water and the metal of the body. It helps to save costs because faucets bodies and spouts can be manufactured with different materials while allowing brass weight reduction in the faucet body.



40mm

EC-40 Cold Due Mirror · 40mm

Standard 40mm cartridge **with C3 technology and mirror base to make it easier to fit in Kitchens**. It also includes due technology. Complies with NF077-ECAU C3.



Get access to the complete and
latest product technical data!



SEDAL GROUP

Polígono Industrial Can Sunyer · C/Química, 2-12
E-08740 Sant Andreu de la Barca (Barcelona) · Spain
Tel. +34 93 680 33 00 · Fax +34 93 680 33 03
sedal@sedal.com · www.sedal.com